

**vorläufige Monatliche Statistik BGL**  
Berchtesgaden - Königssee/ Bad Reichenhall - Bay. Gmain/ Rupertwinkel

**Berchtesgadener Land gesamt**

Summiert von den unten stehenden Tabellen

Monat	Gäste							Übernachtungen							haltstage (Durchs	
	2015	2016	2017	2018	2019	Differenz Zahlen	Differenz %	2015	2016	2017	2018	2019	Differenz Zahlen	Differenz %	2018	2019
Januar	31.355	37.309	38.260	37.155	30.777	-6.378	-17,17%	177.436	193.432	189.673	189.738	151.146	-38.592	-20,34%	5,11	4,91
Februar	39.860	43.935	46.781	45.913	38.383	-7.530	-16,40%	205.133	219.168	215.575	212.548	168.284	-44.264	-20,83%	4,63	4,38
März	31.174	44.844	37.505	46.559	34.960	-11.599	-24,91%	150.785	208.194	166.690	184.789	147.693	-37.096	-20,07%	3,97	4,22
April	40.768	39.302	55.907	49.760	54.164	4.404	8,85%	190.731	163.680	232.880	201.564	207.154	5.590	2,77%	4,05	3,82
Mai	72.150	80.391	71.498	88.133	63.346	-24.787	-28,12%	317.881	359.983	306.318	375.958	256.178	-119.780	-31,86%	4,27	4,04
Juni	81.839	78.438	102.445	90.535	93.931	3.396	3,75%	402.712	377.814	458.258	411.547	391.227	-20.320	-4,94%	4,55	4,17
Juli	108.537	115.202	124.205	123.850	0	-123.850	-100,00%	553.550	573.838	586.116	591.570	0	-591.570	-100,00%	4,78	#DIV/0!
August	123.337	114.590	121.703	119.520	0	-119.520	-100,00%	647.078	627.526	632.348	607.820	0	-607.820	-100,00%	5,09	#DIV/0!
September	87.793	94.453	96.122	102.220	0	-102.220	-100,00%	468.142	478.760	457.282	476.668	0	-476.668	-100,00%	4,66	#DIV/0!
Oktober	69.431	75.941	77.480	77.633	0	-77.633	-100,00%	326.375	354.154	345.438	361.020	0	-361.020	-100,00%	4,65	#DIV/0!
November	31.234	29.739	31.197	35.479	0	-35.479	-100,00%	133.010	121.544	128.967	140.514	0	-140.514	-100,00%	3,96	#DIV/0!
Dezember	36.019	35.416	41.634	48.442	0	-48.442	-100,00%	206.146	189.591	211.568	209.922	0	-209.922	-100,00%	4,33	#DIV/0!
Gesamt	753.497	789.560	844.737	865.199	315.561	-549.638	-63,53%	3.778.979	3.867.684	3.931.113	3.963.658	767.221	-3.196.437	-80,64%	4,58	4,34

102,42%

**Berchtesgaden - Königssee**

[Info von TRBK](#)

Monat	Gäste							Übernachtungen							haltstage (Durchs	
	2015	2016	2017	2018	2019	Differenz Zahlen	Differenz %	2015	2016	2017	2018	2019	Differenz Zahlen	Differenz %	2018	2019
Januar	19.483	23.250	22.063	22.247	20.420	-1.827	-8,21%	114.998	124.219	116.239	119.830	97.029	-22.801	-19,03%	5,39	4,75
Februar	26.219	28.391	30.323	30.246	27.548	-2.698	-8,92%	139.061	149.578	144.820	138.703	113.588	-25.115	-18,11%	4,59	4,12
März	17.668	27.992	19.277	28.278	21.986	-6.292	-22,25%	82.951	125.827	87.550	103.933	81.780	-22.153	-21,31%	3,68	3,72
April	24.354	21.655	35.208	30.623	38.298	7.675	25,06%	107.050	82.907	140.272	113.673	130.348	16.675	14,67%	3,71	3,40
Mai	49.948	56.696	47.277	62.233	46.734	-15.499	-24,90%	213.815	253.704	200.925	261.123	171.974	-89.149	-34,14%	4,20	3,68
Juni	58.507	54.699	70.644	63.767	74.208	10.441	16,37%	294.494	271.825	330.304	295.959	296.381	422	0,14%	4,64	3,99
Juli	78.219	84.802	87.323	88.579	0	-88.579	-100,00%	410.756	434.390	432.288	441.750	0	-441.750	-100,00%	4,99	#DIV/0!
August	89.065	83.797	85.094	85.259	0	-85.259	-100,00%	480.239	473.594	465.051	449.662	0	-449.662	-100,00%	5,27	#DIV/0!
September	62.464	68.362	64.976	73.491	0	-73.491	-100,00%	337.983	354.598	323.643	348.337	0	-348.337	-100,00%	4,74	#DIV/0!
Oktober	47.669	51.538	50.189	53.058	0	-53.058	-100,00%	224.178	243.744	230.373	248.346	0	-248.346	-100,00%	4,68	#DIV/0!
November	16.157	13.967	14.056	17.868	0	-17.868	-100,00%	61.064	56.400	58.213	67.301	0	-67.301	-100,00%	3,77	#DIV/0!
Dezember	28.893	27.300	30.480	30.556	0	-30.556	-100,00%	133.534	119.126	130.470	135.841	0	-135.841	-100,00%	4,45	#DIV/0!
Gesamt	518.646	542.449	556.910	586.205	229.194	-357.011	-60,90%	2.600.123	2.689.912	2.660.148	2.724.458	891.100	-1.833.358	-67,29%	4,77	3,89
<i>Prozent Gesamt BGL</i>	<i>68,83%</i>	<i>68,70%</i>	<i>65,93%</i>	<i>67,75%</i>	<i>72,63%</i>			<i>68,80%</i>	<i>69,55%</i>	<i>67,67%</i>	<i>68,74%</i>	<i>55,10%</i>				

**Bad Reichenhall - Bayerisch Gmain**

[Info von Kur GmbH](#)

Monat	Gäste							Übernachtungen							haltstage (Durchs	
	2015	2016	2017	2018	2019	Differenz Zahlen	Differenz %	2015	2016	2017	2018	2019	Differenz Zahlen	Differenz %	2018	2019
Januar	8.800	9.972	10.874	11.648	10.357	-1.291	-11,08%	50.677	54.418	56.377	59.126	54.117	-5.009	-8,47%	5,08	5,23

Februar	9.457	10.226	10.765	12.131	10.835	-1.296	-10,68%	53.698	57.306	56.725	61.542	54.696	-6.846	-11,12%	5,07	5,05
März	9.539	11.857	12.555	13.997	12.974	-1.023	-7,31%	58.138	67.510	66.541	68.240	65.913	-2.327	-3,41%	4,88	5,08
April	12.019	12.060	13.929	14.324	15.866	1.542	10,77%	68.679	67.143	73.049	71.799	76.806	5.007	6,97%	5,01	4,84
Mai	15.624	17.358	16.430	18.714	16.612	-2.102	-11,23%	83.146	87.337	84.246	90.447	84.204	-6.243	-6,90%	4,83	5,07
Juni	16.837	17.215	20.464	19.124	19.723	599	3,13%	86.152	85.579	96.874	91.463	94.846	3.383	3,70%	4,78	4,81
Juli	20.600	22.302	23.192	23.948	0	-23.948	-100,00%	101.404	107.880	110.689	111.572	0	-111.572	-100,00%	4,66	#DIV/0!
August	23.097	22.628	22.821	23.319	0	-23.319	-100,00%	116.129	118.675	117.460	116.841	0	-116.841	-100,00%	5,01	#DIV/0!
September	17.862	19.185	20.408	20.816	0	-20.816	-100,00%	97.186	101.106	101.257	102.801	0	-102.801	-100,00%	4,94	#DIV/0!
Oktober	16.076	17.441	17.972	18.408	0	-18.408	-100,00%	83.170	90.226	90.685	92.469	0	-92.469	-100,00%	5,02	#DIV/0!
November	10.568	10.312	11.663	13.275	0	-13.275	-100,00%	59.246	52.442	57.981	59.902	0	-59.902	-100,00%	4,51	#DIV/0!
Dezember	2.971	2.951	3.404	13.309	0	-13.309	-100,00%	60.544	58.666	63.312	61.391	0	-61.391	-100,00%	4,61	#DIV/0!
Gesamt	163.450	173.507	184.477	203.013	86.367	-116.646	-57,46%	918.169	948.288	975.196	987.593	430.582	-557.011	-56,40%	4,86	4,99
Prozent Gesamt BGL	21,69%	21,98%	21,84%	23,46%	27,37%			24,30%	24,52%	24,81%	24,92%	44,90%				

### Rupertwinkel

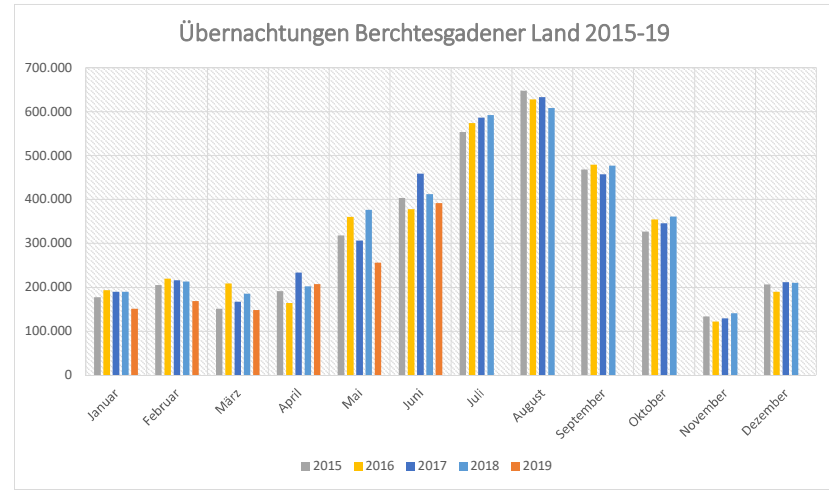
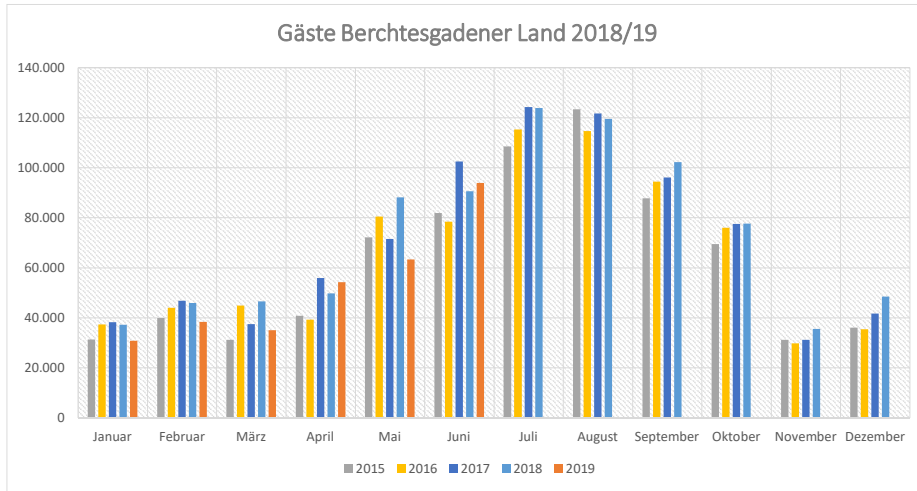
Nicht vollständig!

Info von Kur Stat. Landesamt

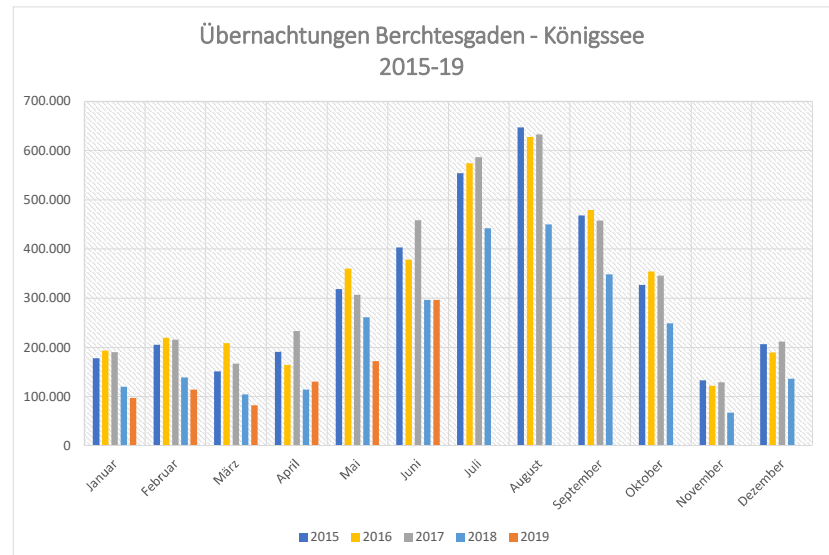
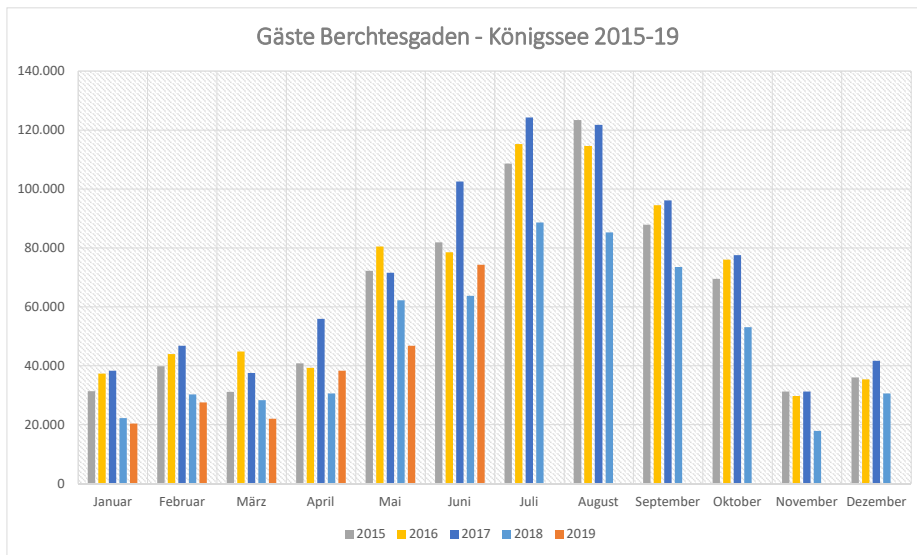
Monat	Gäste							Übernachtungen							haltstage (Durchs)	
	2015	2016	2017	2018	2019	Differenz Zahlen	Differenz %	2015	2016	2017	2018	2019	Differenz Zahlen	Differenz %	2018	2019
Januar	3.072	4.087	5.323	3.260	0	-3.260	-100,00%	11.761	14.795	17.057	10.782	0	-10.782	-100,00%	3,31	#DIV/0!
Februar	4.184	5.318	5.693	3.536	0	-3.536	-100,00%	12.374	12.284	14.030	12.303	0	-12.303	-100,00%	3,48	#DIV/0!
März	3.967	4.995	5.673	4.284	0	-4.284	-100,00%	9.696	14.857	12.599	12.616	0	-12.616	-100,00%	2,94	#DIV/0!
April	4.395	5.587	6.770	4.813	0	-4.813	-100,00%	15.002	13.630	19.559	16.092	0	-16.092	-100,00%	3,34	#DIV/0!
Mai	6.578	6.337	7.791	7.186	0	-7.186	-100,00%	20.920	18.942	21.147	24.388	0	-24.388	-100,00%	3,39	#DIV/0!
Juni	6.495	6.524	11.337	7.644	0	-7.644	-100,00%	22.066	20.410	31.080	24.125	0	-24.125	-100,00%	3,16	#DIV/0!
Juli	9.718	8.098	13.690	11.323	0	-11.323	-100,00%	41.390	31.568	43.139	38.248	0	-38.248	-100,00%	3,38	#DIV/0!
August	11.175	8.165	13.788	10.942	0	-10.942	-100,00%	50.710	35.257	49.837	41.317	0	-41.317	-100,00%	3,78	#DIV/0!
September	7.467	6.906	10.738	7.913	0	-7.913	-100,00%	32.973	23.056	32.382	25.530	0	-25.530	-100,00%	3,23	#DIV/0!
Oktober	5.686	6.962	9.319	6.167	0	-6.167	-100,00%	19.027	20.184	24.380	20.205	0	-20.205	-100,00%	3,28	#DIV/0!
November	4.509	5.460	5.478	4.336	0	-4.336	-100,00%	12.700	12.702	12.773	13.311	0	-13.311	-100,00%	3,07	#DIV/0!
Dezember	4.155	5.165	7.750	4.577	0	-4.577	-100,00%	12.068	11.799	17.786	12.690	0	-12.690	-100,00%	2,77	#DIV/0!
Gesamt	71.401	73.604	103.350	75.981	0	-75.981	-100,00%	260.687	229.484	295.769	251.607	0	-251.607	-100,00%	3,31	#DIV/0!
Prozent Gesamt BGL	9,48%	9,32%	12,23%	8,78%	0,00%			6,90%	5,93%	7,52%	6,35%	0,00%				

vorläufige Monatliche Statistik BGL 2018/2019  
Berchtesgaden - Königssee/ Bad Reichenhall - Bay. Gmain/ Rupertiwinkel

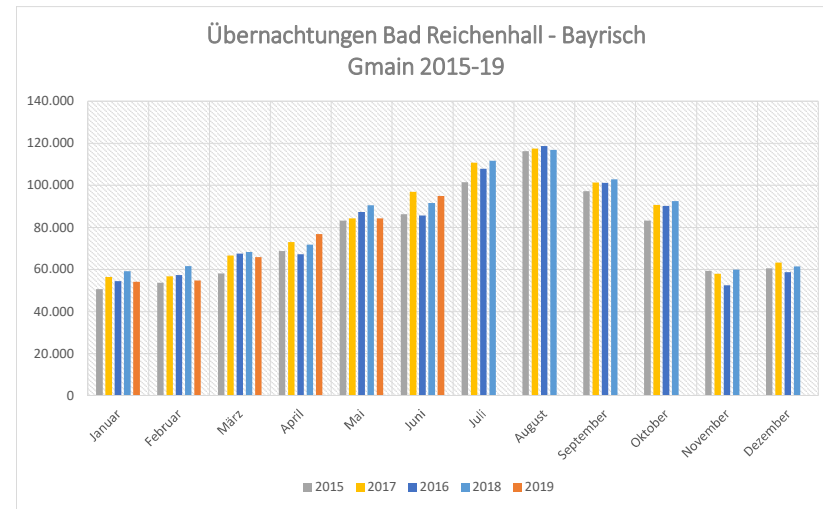
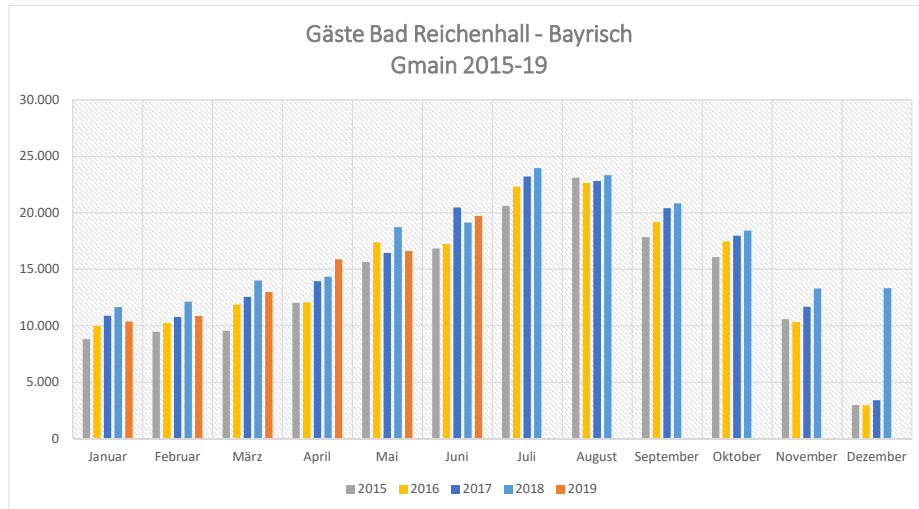
**Berchtesgadener Land gesamt**



**Berchtesgaden - Königssee**

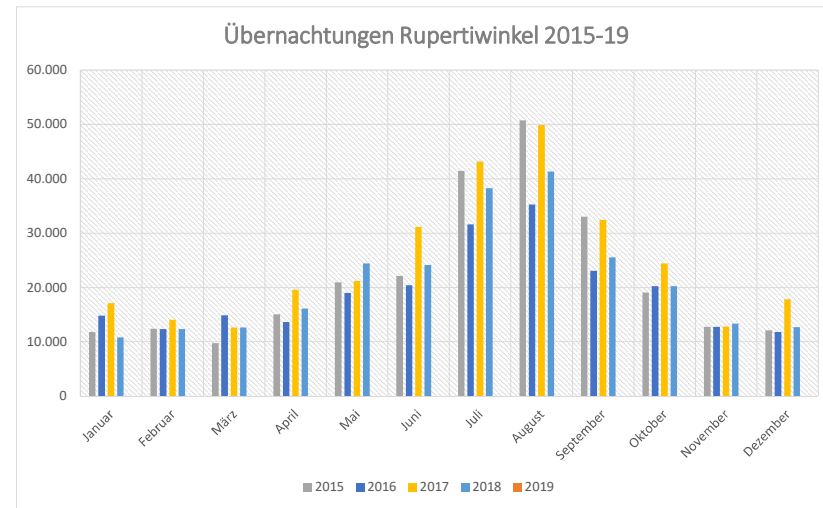
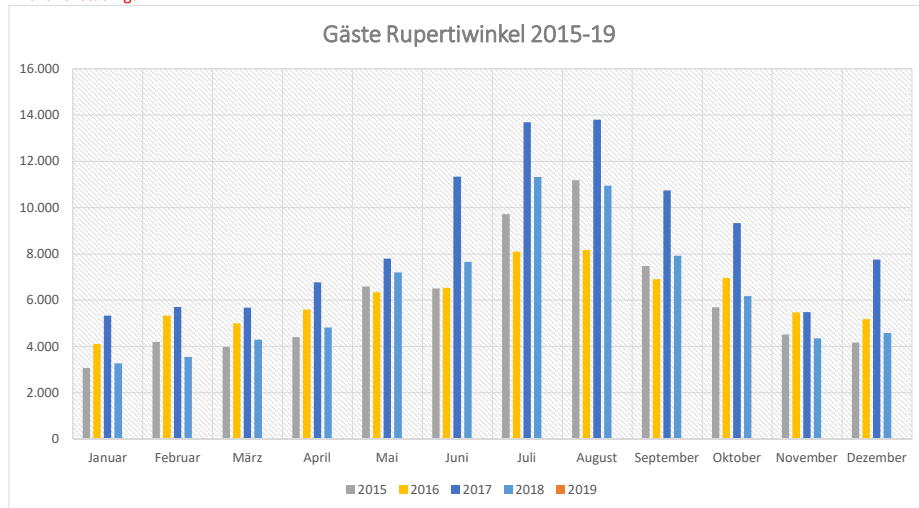


**Bad Reichenhall - Bayerisch Gmain**



**Rupertwinkel**

**Nicht vollständig!**



Berchtesgaden

Monat	Gäste							Übernachtungen							haltstage (Durchs)	
	2015	2016	2017	2018	2019	Differenz 18/19	Differenz 18/19 %	2015	2016	2017	2018	2019	Differenz Zahlen	Differenz %	2018	2019
Januar	8.637	10.065	9.348	9.626	9.490	-136	-1,41%	35.714	38.964	37.277	36.737	35.191	-1.546	-4,21%	3,82	3,71
Februar	11.218	12.224	12.303	13.212	11.514	-1.698	-12,85%	44.771	46.979	43.565	46.092	42.011	-4.081	-8,85%	3,49	3,65
März	7.341	12.595	8.224	13.624	9.531	-4.093	-30,04%	23.896	41.002	27.294	33.609	30.611	-2.998	-8,92%	2,47	3,21
April	9.447	9.205	13.514	12.609	14.828	2.219	17,60%	28.104	23.726	38.741	33.254	43.893	10.639	31,99%	2,64	2,96
Mai	18.226	20.154	17.529	22.428	18.236	-4.192	-18,69%	56.626	67.067	54.385	71.316	54.768	-16.548	-23,20%	3,18	3,00
Juni	20.154	20.040	24.220	22.709	26.041	3.332	14,67%	73.199	69.691	82.451	77.026	89.405	12.379	16,07%	3,39	3,43
Juli	27.158	29.622	30.566	31.219		-31.219	-100,00%	105.430	113.050	115.576	116.112		-116.112	-100,00%	3,72	#DIV/0!
August	29.728	28.548	30.071	30.424		-30.424	-100,00%	121.079	120.765	120.581	117.835		-117.835	-100,00%	3,67	#DIV/0!
September	21.596	23.357	22.704	25.398		-25.398	-100,00%	85.125	87.467	82.411	89.116		-89.116	-100,00%	3,51	#DIV/0!
Oktober	18.019	20.117	19.458	20.399		-20.399	-100,00%	60.341	68.290	64.747	68.936		-68.936	-100,00%	3,38	#DIV/0!
November	8.658	7.235	7.060	8.616		-8.616	-100,00%	21.582	18.168	18.290	21.296		-21.296	-100,00%	2,47	#DIV/0!
Dezember	12.637	12.045	13.372	13.392		-13.392	-100,00%	43.525	39.267	43.178	45.496		-45.496	-100,00%	3,40	#DIV/0!
<b>Gesamt</b>	<b>192.819</b>	<b>205.207</b>	<b>208.369</b>	<b>223.656</b>	<b>89.640</b>	<b>-134.016</b>	<b>-59,92%</b>	<b>699.392</b>	<b>734.436</b>	<b>724.496</b>	<b>756.825</b>	<b>295.879</b>	<b>-460.946</b>	<b>-60,91%</b>	<b>4,77</b>	<b>3,30</b>

Bischofswiesen

Monat	Gäste							Übernachtungen							haltstage (Durchs)	
	2015	2016	2017	2018	2019	Differenz 18/19	Differenz 18/19 %	2015	2016	2017	2018	2019	Differenz Zahlen	Differenz %	2018	2019
Januar	1.795	2.119	2.055	1.898	1.876	-22	-1,16%	11.045	11.597	11.063	12.527	13.075	548	4,37%	6,60	6,97
Februar	2.776	2.939	3.323	3.259	2.851	-408	-12,52%	14.511	16.032	15.659	15.239	13.632	-1.607	-10,55%	4,68	4,78
März	1.948	2.805	2.005	2.760	2.259	-501	-18,15%	9.082	13.163	8.829	11.730	10.907	-823	-7,02%	4,25	4,83
April	2.885	2.507	3.683	2.914	3.883	969	33,25%	12.766	10.271	16.433	12.200	17.279	5.079	41,63%	4,19	4,45
Mai	5.687	6.650	5.021	6.649	4.559	-2.090	-31,43%	23.440	29.500	21.254	27.415	21.164	-6.251	-22,80%	4,12	4,64
Juni	7.175	5.893	8.257	6.751	7.987	1.236	18,31%	33.955	29.437	37.685	31.268	36.577	5.309	16,98%	4,63	4,58
Juli	8.374	9.542	10.024	9.837		-9.837	-100,00%	45.231	48.053	48.203	48.347		-48.347	-100,00%	4,91	#DIV/0!
August	9.695	9.062	9.522	9.325		-9.325	-100,00%	53.727	53.799	53.020	50.744		-50.744	-100,00%	5,44	#DIV/0!
September	6.697	7.279	7.049	7.989		-7.989	-100,00%	35.858	38.495	34.727	37.447		-37.447	-100,00%	4,69	#DIV/0!
Oktober	5.085	5.560	5.467	5.629		-5.629	-100,00%	24.050	26.092	25.166	26.924		-26.924	-100,00%	4,78	#DIV/0!
November	1.531	1.181	1.382	1.768		-1.768	-100,00%	5.856	6.252	7.011	7.700		-7.700	-100,00%	4,36	#DIV/0!
Dezember	3.059	2.897	3.027	2.820		-2.820	-100,00%	13.755	11.986	13.308	13.108		-13.108	-100,00%	4,65	#DIV/0!
<b>Gesamt</b>	<b>56.707</b>	<b>58.434</b>	<b>60.815</b>	<b>61.599</b>	<b>23.415</b>	<b>-38.184</b>	<b>-61,99%</b>	<b>283.276</b>	<b>294.677</b>	<b>292.358</b>	<b>294.649</b>	<b>112.634</b>	<b>-182.015</b>	<b>-61,77%</b>	<b>4,77</b>	<b>4,81</b>

Schönau am Königsee

Monat	Gäste							Übernachtungen							haltstage (Durchs)	
	2015	2016	2017	2018	2019	Differenz 18/19	Differenz 18/19 %	2015	2016	2017	2018	2019	Differenz Zahlen	Differenz %	2018	2019
Januar	6.576	7.741	7.511	7.698	6.711	-987	-12,82%	43.796	46.051	41.590	43.843	36.924	-6.919	-15,78%	5,70	5,50
Februar	8.118	9.152	10.503	9.540	9.297	-243	-2,55%	46.952	51.981	51.425	43.589	41.719	-1.870	-4,29%	4,57	4,49
März	5.648	8.654	6.554	8.484	7.092	-1.392	-16,41%	31.547	43.089	33.429	35.063	28.269	-6.794	-19,38%	4,13	3,99
April	8.697	7.162	13.169	11.235	14.536	3.301	29,38%	39.764	29.509	50.933	42.418	49.915	7.497	17,67%	3,78	3,43
Mai	18.190	21.158	17.921	23.492	16.846	-6.646	-28,29%	76.908	89.774	74.667	93.628	66.859	-26.769	-28,59%	3,99	3,97
Juni	21.990	20.207	27.419	24.867	28.678	3.811	15,33%	105.140	98.574	118.724	109.235	115.458	6.223	5,70%	4,39	4,03
Juli	29.910	32.058	33.301	33.808		-33.808	-100,00%	145.381	152.086	151.860	155.231		-155.231	-100,00%	4,59	#DIV/0!
August	33.672	32.339	31.989	32.455		-32.455	-100,00%	167.383	163.984	159.619	155.390		-155.390	-100,00%	4,79	#DIV/0!
September	23.965	26.500	25.000	28.475		-28.475	-100,00%	120.312	125.242	117.247	122.848		-122.848	-100,00%	4,31	#DIV/0!
Oktober	16.855	18.123	17.713	19.556		-19.556	-100,00%	78.779	83.996	79.764	87.815		-87.815	-100,00%	4,49	#DIV/0!
November	3.995	3.995	4.006	4.985		-4.985	-100,00%	21.094	20.356	20.157	23.111		-23.111	-100,00%	4,64	#DIV/0!
Dezember	9.132	8.587	10.231	10.475		-10.475	-100,00%	45.016	40.609	45.013	47.741		-47.741	-100,00%	4,56	#DIV/0!
<b>Gesamt</b>	<b>186.748</b>	<b>195.676</b>	<b>205.317</b>	<b>215.070</b>	<b>83.160</b>	<b>-131.910</b>	<b>-61,33%</b>	<b>922.072</b>	<b>945.251</b>	<b>944.418</b>	<b>959.912</b>	<b>339.144</b>	<b>-620.768</b>	<b>-64,67%</b>	<b>4,77</b>	<b>4,08</b>

Marktschellenberg

Monat	Gäste							Übernachtungen							haltstage (Durchs)	
	2015	2016	2017	2018	2019	Differenz 18/19	Differenz 18/19 %	2015	2016	2017	2018	2019	Differenz Zahlen	Differenz %	2018	2019
Januar	270	303	253	271	131	-140	-51,66%	1.811	1.716	1.499	1.605	1.150	-455	-28,35%	5,92	6,78
Februar	494	332	444	433	305	-128	-29,56%	2.079	1.543	1.827	1.722	1.297	-425	-24,68%	3,98	4,25
März	349	484	262	405	346	-59	-14,57%	1.420	2.153	1.001	1.585	1.399	-186	-11,74%	3,91	4,04
April	461	378	678	403	485	82	20,35%	2.454	1.434	2.856	1.750	2.407	657	37,54%	4,34	4,96
Mai	956	1.005	795	1.077	729	-348	-32,31%	4.678	5.232	3.440	5.132	3.142	-1.990	-38,78%	4,77	4,31
Juni	1.029	977	1.324	1.022	1.236	214	20,94%	5.875	5.284	7.019	5.678	6.776	1.098	19,34%	5,56	5,48
Juli	1.459	1.800	1.710	1.740		-1.740	-100,00%	10.432	11.322	10.678	11.021		-11.021	-100,00%	6,33	#DIV/0!
August	2.001	1.763	1.803	1.405		-1.405	-100,00%	13.162	12.975	12.603	10.326		-10.326	-100,00%	7,35	#DIV/0!
September	1.062	1.258	1.217	1.281		-1.281	-100,00%	6.645	7.242	6.619	6.700		-6.700	-100,00%	5,23	#DIV/0!
Oktober	825	1.100	1.055	905		-905	-100,00%	4.891	5.820	5.420	5.174		-5.174	-100,00%	5,72	#DIV/0!
November	285	176	228	276		-276	-100,00%	1.356	799	1.038	1.022		-1.022	-100,00%	3,70	#DIV/0!
Dezember	649	530	565	526		-526	-100,00%	3.108	2.313	2.625	2.463		-2.463	-100,00%	4,68	#DIV/0!
<b>Gesamt</b>	<b>9.840</b>	<b>10.106</b>	<b>10.334</b>	<b>9.744</b>	<b>3.232</b>	<b>-6.512</b>	<b>-66,83%</b>	<b>57.911</b>	<b>57.833</b>	<b>56.625</b>	<b>54.178</b>	<b>16.171</b>	<b>-38.007</b>	<b>-70,15%</b>	<b>4,77</b>	<b>5,00</b>

Ramsau

Monat	Gäste							Übernachtungen							haltstage (Durchs)	
	2015	2016	2017	2018	2019	Differenz 18/19	Differenz 18/19 %	2015	2016	2017	2018	2019	Differenz Zahlen	Differenz %	2018	2019
Januar	2.205	3.022	2.896	2.754	2.212	-542	-19,68%	11.587	14.294	13.747	12.591	10.689	-1.902	-15,11%	4,57	4,83
Februar	3.613	3.744	3.750	3.802	3.581	-221	-5,81%	16.237	17.011	16.685	16.822	14.929	-1.893	-11,25%	4,42	4,17
März	2.382	3.454	2.232	3.005	2.758	-247	-8,22%	7.924	13.257	8.168	10.216	10.594	378	3,70%	3,40	3,84
April	2.864	2.403	4.164	3.462	4.566	1.104	31,89%	11.196	7.696	14.886	11.851					

Bad Reichenhall

Monat	Gäste							Übernachtungen							haltstage (Durchs)	
	2015	2016	2017	2018	2019	Differenz Zahlen	Differenz %	2015	2016	2017	2018	2019	Differenz Zahlen	Differenz %	2018	2019
Januar	6.408	7.262	7.650	8.067	6.922	-1.145	-14,19%	33.795	36.525	37.248	38.782	35.458	-3.324	-8,57%	4,81	5,12
Februar	6.830	7.384	7.419	8.317	7.386	-931	-11,19%	34.968	37.773	36.733	39.087	34.693	-4.394	-11,24%	4,70	4,70
März	6.984	8.543	9.341	9.702	9.011	-691	-7,12%	37.872	44.469	43.909	44.317	41.873	-2.444	-5,51%	4,57	4,65
April	8.821	8.516	9.623	10.181	11.345	1.164	11,43%	46.380	44.646	48.197	47.238	50.324	3.086	6,53%	4,64	4,44
Mai	11.277	12.672	12.268	13.408	12.042	-1.366	-10,19%	56.535	58.064	57.060	59.301	55.696	-3.605	-6,08%	4,42	4,63
Juni	12.521	12.957	14.598	13.801	13.842	41	0,30%	57.123	56.968	64.049	60.684	61.777	1.093	1,80%	4,40	4,46
Juli	15.838	16.423	16.812	17.425		-17.425	-100,00%	66.829	70.395	72.165	72.256		-72.256	-100,00%	4,15	#DIV/0!
August	17.189	16.694	16.402	16.785		-16.785	-100,00%	76.415	77.409	76.021	75.195		-75.195	-100,00%	4,48	#DIV/0!
September	13.364	14.022	14.855	14.449		-14.449	-100,00%	65.662	67.522	67.892	68.319		-68.319	-100,00%	4,73	#DIV/0!
Oktober	12.106	12.971	13.186	13.622		-13.622	-100,00%	56.343	61.946	60.702	61.399		-61.399	-100,00%	4,51	#DIV/0!
November	8.562	8.956	9.225	10.372		-10.372	-100,00%	42.035	41.520	40.580	41.595		-41.595	-100,00%	4,01	#DIV/0!
Dezember				9.643		-9.643	-100,00%	43.623	43.832	44.945	43.112		-43.112	-100,00%	4,47	#DIV/0!
<b>Gesamt</b>	<b>119.900</b>	<b>126.400</b>	<b>131.379</b>	<b>145.772</b>	<b>60.548</b>	<b>-85.224</b>	<b>-58,46%</b>	<b>617.580</b>	<b>641.069</b>	<b>649.501</b>	<b>651.285</b>	<b>279.821</b>	<b>-371.464</b>	<b>-57,04%</b>	<b>4,77</b>	<b>4,62</b>

Bayerisch Gmain

Monat	Gäste							Übernachtungen							haltstage (Durchs)	
	2015	2016	2017	2018	2019	Differenz Zahlen	Differenz %	2015	2016	2017	2018	2019	Differenz Zahlen	Differenz %	2018	2019
Januar	1.557	1.755	2.183	2.521	2.462	-59	-2,34%	13.532	13.833	14.603	15.817	14.625	-1.192	-7,54%	6,27	5,94
Februar	1.667	1.705	2.155	2.542	2.357	-185	-7,28%	14.691	14.834	15.018	16.939	15.466	-1.473	-8,70%	6,66	6,56
März	1.643	1.835	2.043	2.874	2.748	-126	-4,38%	16.311	16.880	17.172	18.393	18.584	191	1,04%	6,40	6,76
April	1.838	1.999	2.519	2.399	2.734	335	13,96%	16.840	16.503	17.404	17.845	18.805	960	5,38%	7,44	6,88
Mai	2.289	2.291	2.349	2.852	2.723	-129	-4,52%	18.229	19.201	18.893	20.370	19.843	-527	-2,59%	7,14	7,29
Juni	2.124	2.070	3.230	3.102	3.377	275	8,87%	18.823	18.873	20.411	20.136	21.093	957	4,75%	6,49	6,25
Juli	2.360	2.966	3.548	3.623		-3.623	-100,00%	21.275	22.615	23.517	24.214		-24.214	-100,00%	6,68	#DIV/0!
August	3.055	3.213	3.429	3.604		-3.604	-100,00%	24.055	24.977	25.073	25.775		-25.775	-100,00%	7,15	#DIV/0!
September	2.229	2.748	3.131	3.708		-3.708	-100,00%	20.025	20.271	21.142	22.540		-22.540	-100,00%	6,08	#DIV/0!
Oktober	2.242	2.661	2.818	3.009		-3.009	-100,00%	18.503	19.566	20.508	21.697		-21.697	-100,00%	7,21	#DIV/0!
November	1.504	1.054	2.062	2.452		-2.452	-100,00%	14.425	8.546	14.443	15.152		-15.152	-100,00%	6,18	#DIV/0!
Dezember	1.426	1.560	2.146	2.330		-2.330	-100,00%	11.519	9.518	12.974	13.046		-13.046	-100,00%	5,60	#DIV/0!
<b>Gesamt</b>	<b>23.934</b>	<b>25.857</b>	<b>31.613</b>	<b>35.016</b>	<b>16.401</b>	<b>-18.615</b>	<b>-53,16%</b>	<b>208.228</b>	<b>206.617</b>	<b>221.158</b>	<b>231.924</b>	<b>108.416</b>	<b>-123.508</b>	<b>-53,25%</b>	<b>4,77</b>	<b>6,61</b>

Karlstein

Monat	Gäste							Übernachtungen							haltstage (Durchs)	
	2015	2016	2017	2018	2019	Differenz Zahlen	Differenz %	2015	2016	2017	2018	2019	Differenz Zahlen	Differenz %	2018	2019
Januar	791	912	993	998	897	-101	-10,12%	3.153	3.782	4.111	4.137	3.660	-477	-11,53%	4,15	4,08
Februar	817	966	1.005	1.072	952	-120	-11,19%	2.967	3.243	3.162	3.583	2.932	-651	-18,17%	3,34	3,08
März	770	1.280	1.000	1.228	1.065	-163	-13,27%	2.290	4.082	3.153	3.495	3.530	35	1,00%	2,85	3,31
April	1.160	1.357	1.553	1.521	1.590	69	4,54%	3.755	4.261	5.217	4.503	5.399	896	19,90%	2,96	3,40
Mai	1.829	2.104	1.600	2.150	1.591	-559	-26,00%	6.460	7.769	6.018	8.011	6.210	-1.801	-22,48%	3,73	3,90
Juni	1.968	1.897	2.286	1.924	2.187	263	13,67%	8.086	7.399	9.564	7.825	9.133	1.308	16,72%	4,07	4,18
Juli	2.104	2.505	2.424	2.569		-2.569	-100,00%	10.381	11.491	11.283	11.534		-11.534	-100,00%	4,49	#DIV/0!
August	2.496	2.407	2.592	2.590		-2.590	-100,00%	12.381	12.436	12.490	12.243		-12.243	-100,00%	4,73	#DIV/0!
September	1.986	2.105	2.107	2.357		-2.357	-100,00%	8.771	9.256	9.333	9.057		-9.057	-100,00%	3,84	#DIV/0!
Oktober	1.552	1.599	1.723	1.596		-1.596	-100,00%	5.932	6.271	6.814	6.859		-6.859	-100,00%	4,30	#DIV/0!
November	351	200	233	335		-335	-100,00%	1.141	837	1.118	1.259		-1.259	-100,00%	3,76	#DIV/0!
Dezember	1.443	1.250	1.125	1.227		-1.227	-100,00%	4.918	4.615	4.568	4.407		-4.407	-100,00%	3,59	#DIV/0!
<b>Gesamt</b>	<b>17.267</b>	<b>18.582</b>	<b>18.641</b>	<b>19.567</b>	<b>8.282</b>	<b>-11.285</b>	<b>-57,67%</b>	<b>70.235</b>	<b>75.442</b>	<b>76.831</b>	<b>76.913</b>	<b>30.864</b>	<b>-46.049</b>	<b>-59,87%</b>	<b>4,77</b>	<b>3,73</b>

Marzoll

Monat	Gäste							Übernachtungen							haltstage (Durchs)	
	2015	2016	2017	2018	2019	Differenz Zahlen	Differenz %	2015	2016	2017	2018	2019	Differenz Zahlen	Differenz %	2018	2019
Januar	44	43	48	62	76	14	22,58%	197	278	415	390	374	-16	-4,10%	6,29	4,92
Februar	143	171	186	200	140	-60	-30,00%	1.072	1.456	1.812	1.933	1.605	-328	-16,97%	9,67	11,46
März	142	199	171	193	150	-43	-22,28%	1.665	2.079	2.307	2.035	1.926	-109	-5,36%	10,54	12,84
April	200	188	234	223	197	-26	-11,66%	1.704	1.733	2.231	2.213	2.278	65	2,94%	9,92	11,56
Mai	229	291	213	304	256	-48	-15,79%	1.922	2.303	2.275	2.765	2.455	-310	-11,21%	9,10	9,59
Juni	224	291	350	297	317	20	6,73%	2.120	2.339	2.850	2.818	2.843	25	0,89%	9,49	8,97
Juli	298	408	408	331		-331	-100,00%	2.919	3.379	3.724	3.568		-3.568	-100,00%	10,78	#DIV/0!
August	357	314	398	340		-340	-100,00%	3.278	3.853	3.876	3.628		-3.628	-100,00%	10,67	#DIV/0!
September	283	310	315	302		-302	-100,00%	2.728	3.057	2.890	2.885		-2.885	-100,00%	9,55	#DIV/0!
Oktober	176	210	245	181		-181	-100,00%	2.392	2.443	2.661	2.514		-2.514	-100,00%	13,89	#DIV/0!
November	151	102	143	116		-116	-100,00%	1.645	1.539	1.840	1.896		-1.896	-100,00%	16,34	#DIV/0!
Dezember	102	141	133	109		-109	-100,00%	484	701	825	826		-826	-100,00%	7,58	#DIV/0!
<b>Gesamt</b>	<b>2.349</b>	<b>2.668</b>	<b>2.844</b>	<b>2.658</b>	<b>1.136</b>	<b>-1.522</b>	<b>-57,26%</b>	<b>22.126</b>	<b>25.160</b>	<b>27.706</b>	<b>27.471</b>	<b>11.481</b>	<b>-15.990</b>	<b>-58,21%</b>	<b>4,77</b>	<b>10,11</b>

Anger

Monat	Gäste					Übernachtungen					nthalstage (Durchsch)					
	2015	2016	2017	2018	2019	Differenz Zahlen	Differenz %	2015	2016	2017	2018	2019	Differenz Zahlen	Differenz %	2018	2019
Januar	584	500	626	503		-503	-100,00%	1.586	2.180	2.211	2.088		-2.088	-100,00%	4,15	#DIV/0!
Februar	543	572	549	646		-646	-100,00%	1.871	1.824	1.736	2.239		-2.239	-100,00%	3,47	#DIV/0!
März	441	717	461	681		-681	-100,00%	1.483	2.676	1.754	2.155		-2.155	-100,00%	3,16	#DIV/0!
April	696	503	988	657		-657	-100,00%	2.671	1.710	3.826	2.754		-2.754	-100,00%	4,19	#DIV/0!
Mai	1.164	1.255	982	1.183		-1.183	-100,00%	4.738	5.192	4.067	5.248		-5.248	-100,00%	4,44	#DIV/0!
Juni	1.090	1.075	1.360	1.156		-1.156	-100,00%	5.389	5.124	6.328	5.855		-5.855	-100,00%	5,06	#DIV/0!
Juli	1.422	1.640	1.644	1.483		-1.483	-100,00%	9.606	9.495	9.230	9.054		-9.054	-100,00%	6,11	#DIV/0!
August	1.805	1.812	1.717	1.646		-1.646	-100,00%	11.062	10.826	10.708	10.061		-10.061	-100,00%	6,11	#DIV/0!
September	1.254	1.260	1.286	1.287		-1.287	-100,00%	7.402	6.636	6.166	6.421		-6.421	-100,00%	4,99	#DIV/0!
Oktober	914	1.159	1.034	958		-958	-100,00%	5.034	5.540	4.876	4.840		-4.840	-100,00%	5,05	#DIV/0!
November	475	464	407	506		-506	-100,00%	2.151	1.792	1.507	1.438		-1.438	-100,00%	2,84	#DIV/0!
Dezember	624	692	673	682		-682	-100,00%	2.169	2.174	2.380	2.566		-2.566	-100,00%	3,76	#DIV/0!
<b>Gesamt</b>	<b>10.812</b>	<b>11.649</b>	<b>11.727</b>	<b>11.388</b>	<b>0</b>	<b>-11.388</b>	<b>-100,00%</b>	<b>55.162</b>	<b>55.169</b>	<b>54.789</b>	<b>54.719</b>	<b>0</b>	<b>-54.719</b>	<b>-100,00%</b>	<b>4,80</b>	<b>#DIV/0!</b>

Piding

Monat	Gäste					Übernachtungen					nthalstage (Durchsch)					
	2015	2016	2017	2018	2019	Differenz Zahlen	Differenz %	2015	2016	2017	2018	2019	Differenz Zahlen	Differenz %	2018	2019
Januar	586		944	1.116		-1.116	-100,00%	2.098	2.098	2.871	3.767		-3.767	-100,00%	3,38	#DIV/0!
Februar	454		1.058	1.103		-1.103	-100,00%	1.807		2.598	3.387		-3.387	-100,00%	3,07	#DIV/0!
März	353		1.071	1.258		-1.258	-100,00%	1.181		3.058	3.461		-3.461	-100,00%	2,75	#DIV/0!
April	754		1.739	1.654		-1.654	-100,00%	2.685		4.804	4.598		-4.598	-100,00%	2,78	#DIV/0!
Mai	1.321		2.385	2.952		-2.952	-100,00%	4.425		6.306	7.531		-7.531	-100,00%	2,55	#DIV/0!
Juni	1.977		3.590	3.762		-3.762	-100,00%	4.924		9.522	8.345		-8.345	-100,00%	2,22	#DIV/0!
Juli	3.281		5.235	6.174		-6.174	-100,00%	9.403		12.843	13.918		-13.918	-100,00%	2,25	#DIV/0!
August	4.030		5.339	5.834		-5.834	-100,00%	13.463		14.030	15.262		-15.262	-100,00%	2,62	#DIV/0!
September	1.686		2.806	3.598		-3.598	-100,00%	5.399		8.002	9.220		-9.220	-100,00%	2,56	#DIV/0!
Oktober	840		2.139	2.269		-2.269	-100,00%	2.992		5.326	7.239		-7.239	-100,00%	3,19	#DIV/0!
November	343		1.225	1.338		-1.338	-100,00%	1.162		3.065	3.573		-3.573	-100,00%	2,67	#DIV/0!
Dezember	641		1.953	1.815		-1.815	-100,00%	2.432		4.546	4.773		-4.773	-100,00%	2,63	#DIV/0!
<b>Gesamt</b>	<b>16.066</b>	<b>16.492</b>	<b>29.464</b>	<b>32.873</b>	<b>0</b>	<b>-32.873</b>	<b>-100,00%</b>	<b>51.971</b>	<b>53.105</b>	<b>76.971</b>	<b>85.074</b>	<b>0</b>	<b>-85.074</b>	<b>-100,00%</b>	<b>2,59</b>	<b>#DIV/0!</b>

Teisendorf und Neukirchen

Monat	Gäste					Übernachtungen					nthalstage (Durchsch)					
	2015	2016	2017	2018	2019	Differenz Zahlen	Differenz %	2015	2016	2017	2018	2019	Differenz Zahlen	Differenz %	2018	2019
Januar	1.085	1.271	1.548	1.263		-1.263	-100,00%	5.521	5.547	6.857	3.848		-3.848	-100,00%	3,05	#DIV/0!
Februar	1.776	1.781	1.633	1.513		-1.513	-100,00%	5.640	4.631	3.961	5.846		-5.846	-100,00%	3,86	#DIV/0!
März	1.639	1.421	1.651	1.959		-1.959	-100,00%	3.972	6.423	4.207	6.132		-6.132	-100,00%	3,13	#DIV/0!
April	1.388	1.877	1.775	2.020		-2.020	-100,00%	6.202	5.588	5.232	7.634		-7.634	-100,00%	3,78	#DIV/0!
Mai	2.317	1.982	1.551	2.491		-2.491	-100,00%	7.252	6.873	4.251	10.183		-10.183	-100,00%	4,09	#DIV/0!
Juni	1.481	1.679	3.189	2.167		-2.167	-100,00%	7.230	6.968	7.852	8.414		-8.414	-100,00%	3,88	#DIV/0!
Juli	2.100	2.581	2.912	3.031		-3.031	-100,00%	11.553	12.013	12.116	13.339		-13.339	-100,00%	4,40	#DIV/0!
August	2.294	2.392	2.797	2.729		-2.729	-100,00%	13.528	13.722	14.791	13.638		-13.638	-100,00%	5,00	#DIV/0!
September	1.900	2.101	2.095	2.442		-2.442	-100,00%	8.454	7.822	8.435	8.262		-8.262	-100,00%	3,38	#DIV/0!
Oktober	1.752	2.394	2.654	2.487		-2.487	-100,00%	5.400	6.493	5.980	6.912		-6.912	-100,00%	2,78	#DIV/0!
November	1.972	1.566	938	2.059		-2.059	-100,00%	5.877	3.266	2.416	7.234		-7.234	-100,00%	3,51	#DIV/0!
Dezember	1.395	1.496	1.465	1.605		-1.605	-100,00%	4.182	3.399	3.993	4.139		-4.139	-100,00%	2,58	#DIV/0!
<b>Gesamt</b>	<b>21.099</b>	<b>22.541</b>	<b>24.208</b>	<b>25.766</b>	<b>0</b>	<b>-25.766</b>	<b>-100,00%</b>	<b>84.811</b>	<b>82.685</b>	<b>80.071</b>	<b>95.581</b>	<b>0</b>	<b>-95.581</b>	<b>-100,00%</b>	<b>3,71</b>	<b>#DIV/0!</b>

Saaldorf-Surheim

Monat	Gäste					Übernachtungen					nthalstage (Durchsch)					
	2015	2016	2017	2018	2019	Differenz Zahlen	Differenz %	2015	2016	2017	2018	2019	Differenz Zahlen	Differenz %	2018	2019
Januar	316	324	437	378		-378	-100,00%	873	898	1.214	1.079		-1.079	-100,00%	2,85	#DIV/0!
Februar	283	309	433	274		-274	-100,00%	725	723	1.061	831		-831	-100,00%	3,03	#DIV/0!
März	400	485	402	386		-386	-100,00%	1.002	1.088	995	868		-868	-100,00%	2,25	#DIV/0!
April	446	413	506	482		-482	-100,00%	1.288	1.094	1.229	1.106		-1.106	-100,00%	2,29	#DIV/0!
Mai	594	600	539	560		-560	-100,00%	1.598	1.531	1.675	1.426		-1.426	-100,00%	2,55	#DIV/0!
Juni	615	618	594	559		-559	-100,00%	1.577	1.710	1.522	1.511		-1.511	-100,00%	2,70	#DIV/0!
Juli	746	813	723	635		-635	-100,00%	2.005	2.178	2.198	1.937		-1.937	-100,00%	3,05	#DIV/0!
August	744	835	799	733		-733	-100,00%	2.259	2.457	2.602	2.356		-2.356	-100,00%	3,21	#DIV/0!
September	595	681	645	586		-586	-100,00%	1.617	1.890	1.943	1.627		-1.627	-100,00%	2,78	#DIV/0!
Oktober	537	501	430	453		-453	-100,00%	1.155	1.191	1.280	1.214		-1.214	-100,00%	2,68	#DIV/0!
November	377	426	462	433		-433	-100,00%	805	1.080	1.125	1.066		-1.066	-100,00%	2,46	#DIV/0!
Dezember	466	563	493	475		-475	-100,00%	1.174	1.178	1.205	1.212		-1.212	-100,00%	2,55	#DIV/0!
<b>Gesamt</b>	<b>6.119</b>	<b>6.568</b>	<b>6.463</b>	<b>5.954</b>	<b>0</b>	<b>-5.954</b>	<b>-100,00%</b>	<b>16.078</b>	<b>17.018</b>	<b>18.049</b>	<b>16.233</b>	<b>0</b>	<b>-16.233</b>	<b>-100,00%</b>	<b>2,73</b>	<b>#DIV/0!</b>

Stadt Laufen

Monat	Gäste					Übernachtungen					nthalstage (Durchsch)					
	2015	2016	2017	2018	2019	Differenz Zahlen	Differenz %	2015	2016	2017	2018	2019	Differenz Zahlen	Differenz %	2018	2019
Januar		996	884			0	#DIV/0!	2.036		1.962			0	#DIV/0!	#DIV/0!	#DIV/0!
Februar		1.328	1.020			0	#DIV/0!	2.553		2.337			0	#DIV/0!	#DIV/0!	#DIV/0!
März		1.186	1.044			0	#DIV/0!	2.335		235			0	#DIV/0!	#DIV/0!	#DIV/0!
April		1.397	881			0	#DIV/0!	2.619		2.234			0	#DIV/0!	#DIV/0!	#DIV/0!
Mai		1.250	1.167			0	#DIV/0!	2.673		2.424			0	#DIV/0!	#DIV/0!	#DIV/0!
Juni		1.576	1.302			0	#DIV/0!	3.304		2.928			0	#DIV/0!	#DIV/0!	#DIV/0!
Juli		1.532	1.588			0	#DIV/0!	3.941		3.376			0	#DIV/0!	#DIV/0!	#DIV/0!
August		1.563	1.568			0	#DIV/0!	4.126		3.843			0	#DIV/0!	#DIV/0!	#DIV/0!
September		1.432	1.953			0	#DIV/0!	3.354		3.918			0	#DIV/0!	#DIV/0!	#DIV/0!
Oktober		1.454	1.531			0	#DIV/0!	3.530		3.459			0	#DIV/0!	#DIV/0!	#DIV/0!
November		1.502	1.223			0	#DIV/0!	3.282		2.330			0	#DIV/0!	#DIV/0!	#DIV/0!
Dezember		1.207	1.583			0	#DIV/0!	2.554		2.831			0	#DIV/0!	#DIV/0!	#DIV/0!
<b>Gesamt</b>	<b>8.348</b>	<b>8.910</b>	<b>9.311</b>	<b>8.610</b>	<b>0</b>	<b>0</b>	<b>-100,00%</b>	<b>25.620</b>	<b>28.687</b>	<b>27.745</b>	<b>27.245</b>	<b>0</b>	<b>-27.245</b>	<b>-100,00%</b>	<b>3,16</b>	<b>#DIV/0!</b>

Freilassing

Monat	Gäste					Übernachtungen					nthalstage (Durchsch)					
	2015	2016	2017	2018	2019	Differenz Zahlen	Differenz %	2015	2016	2017	2018	2019	Differenz Zahlen	Differenz %	2018	2019
Januar		901	996	884		0	#DIV/0!	1.683	2.036		1.962		0	#DIV/0!	#DIV/0!	#DIV/0!
Februar		1.128	1.328	1.020		0	#DIV/0!	2.331	2.553		2.337		0	#DIV/0!	#DIV/0!	#DIV/0!
März		1.134	1.186	1.044		0	#DIV/0!	2.058	2.335		2.350		0	#DIV/0!	#DIV/0!	#DIV/0!
April		1.111	1.397	881		0	#DIV/0!	2.156	2.619		2.234		0	#DIV/0!	#DIV/0!	#DIV/0!
Mai		1.182	1.250	1.167		0	#DIV/0!	2.907	2.673		2.424					